








信件主旨：【資安漏洞】轉知資安院發現 WinRAR 有重大漏洞，請立即更新至最新版 7.13 版或移除改安裝 7-Zip。



信件內容：

近期 WinRAR 存在安全漏洞(CVE-2025-8088)，遠端攻擊者可利用漏洞製作惡意壓縮檔並透過釣魚信件發送，透過「正常看似的 .rar 檔」發動攻擊

-  植入惡意程式
-  竊取資料
-  設成開機自動執行

 本校授權版本低於 7.13 的 WinRAR 風險最高，請參照國家資通安全研究院更新方法與操作說明進行更新([連結](#))

-  建議改用安全替代方案
-  Windows 11 內建解壓縮
-  7-Zip([載點](#))

-  切勿安裝破解版或不明來源版本
-  對陌生.rar 附件保持高度警覺



Subject: [Security Alert] Critical WinRAR Vulnerability: Please Update to Version 7.13 or Switch to 7-Zip Immediately

Content:


Dear Faculty, Staff, and Students,

The National Institute of Cyber Security (NICS) has recently identified a critical security vulnerability in WinRAR (**CVE-2025-8088**).

Remote attackers can exploit this vulnerability by distributing malicious archive files via phishing emails. These attacks are triggered through "**seemingly normal .rar files**" and can lead to:

-  **Malware implantation**
-  **Data theft**

-  **Malicious programs setting themselves to auto-run on startup**

 **Risk Alert:** School-licensed versions of WinRAR **older than version 7.13** are at the highest risk. Please update immediately or switch to a secure alternative.

How to Update WinRAR (Choose one method)

Method 1: For General Users (Download via Official Website)



1. Open your web browser and visit the official WinRAR website:
<https://www.rarlab.com/download.htm>
2. Download the version appropriate for your system (**WinRAR x64 (64 bit)** is the most common for Windows).
3. Follow the on-screen installation steps to complete the update.

Method 2: For Advanced Users (Via Command Line / CMD) Windows users can update using the system's built-in "Package Manager":



1. Type **CMD** in the Windows search bar. Locate **Command Prompt**, right-click it, and select **"Run as administrator"**.
 2. In the black window that appears, type the following command and press **Enter**:
`winget upgrade --name WinRAR RARLab.WinRAR`
 3. The system will automatically download and install the latest version of WinRAR.
-

Recommended Secure Alternatives

If you prefer not to update WinRAR, we recommend switching to these secure tools:

-  **Windows 11 Built-in Tool:** Use the native extraction feature in Windows 11.
-  **7-Zip:** A free and secure open-source alternative. ([Download Link](#))

Important Security Reminders

-  **Do not** install cracked versions or software from unknown sources.
-  **Remain highly vigilant** regarding .rar attachments from unknown senders.

Thank you for your cooperation in maintaining our cybersecurity.